


WP139 (29162 PAN 22-1 & 29191 MAXX22T) Brake Caliper & Pad Identification and Fitting Guide


PAN22-1 Caliper

MAXX22T Caliper

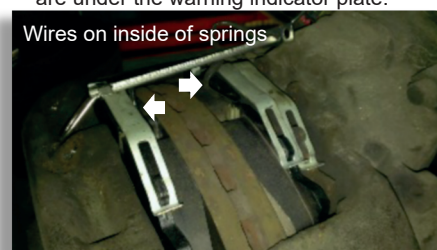


Installation procedure for both types of fitting kit is the same


1. Insert wear indicator plugs.




2. Install hold down springs making sure they are under the warning indicator plate.



3. Insert the relevant retention clamp and compress the springs.



4. Secure the pads using the correct bolts supplied for the relevant caliper design.



Finished installation: PAN22-1 example shown

