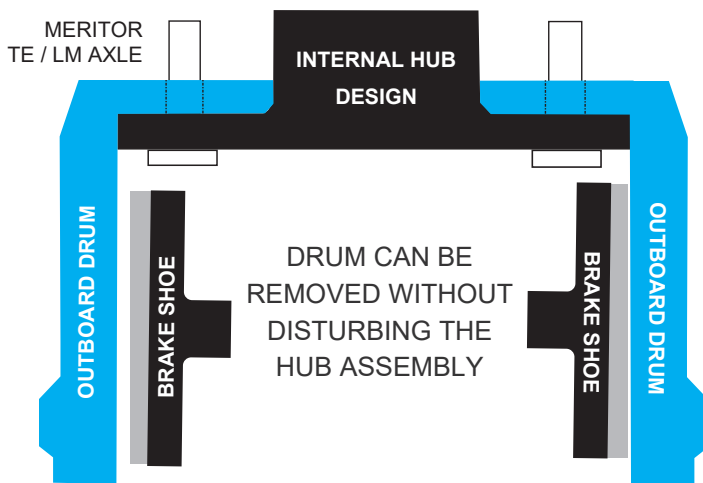


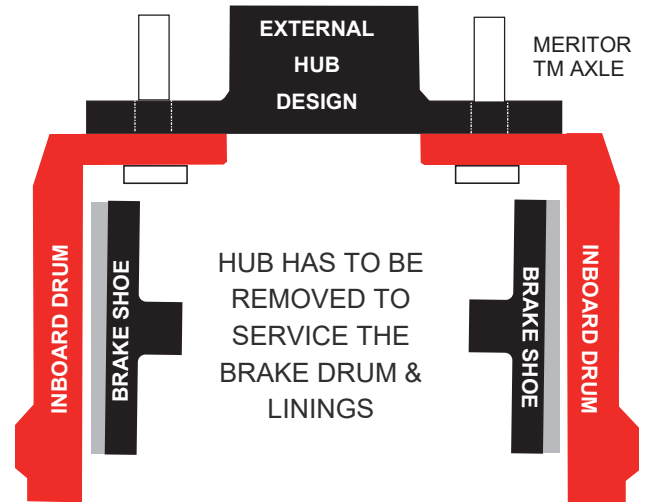
WINNARD

INTERNAL & EXTERNAL HUB DESIGNS - WHY IT MATTERS

WINNARD RO1014 BRAKE DRUM



WINNARD RO1007 BRAKE DRUM



IF YOU INSTALL AN INTERNAL MOUNTING DRUM ON AN INTERNAL DESIGNED HUB FAILURE CAN OCCUR - THIS IS CAUSED BY LOCATION FACE INTERFERENCE - SEE BELOW




IMAGE: RO1007 DRUM FITTED ON INTERNAL HUB